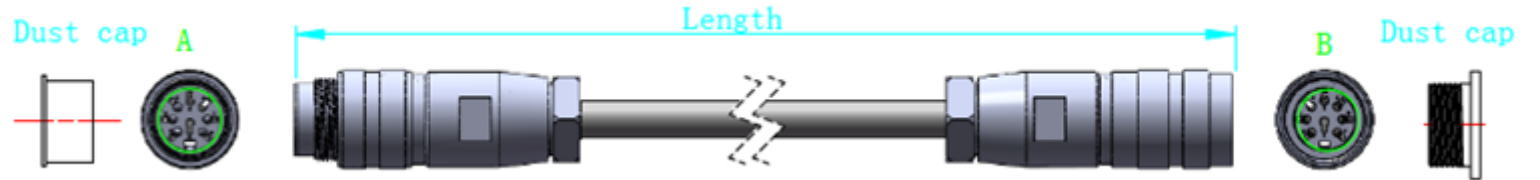


SPECIFICATION DRAWING

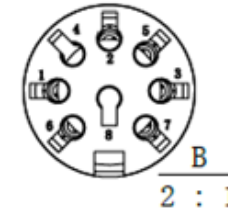
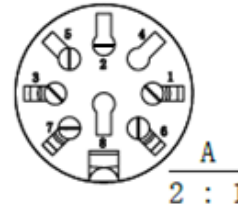


Male

Female

AISG 8-pin male interface

AISG 8-pin female interface



Technical Specification		
Protocol	IEC 60130-9, 3GPP/AISG 1.1/AISG 2.0	
Rated voltage	300V	
Rated Impulse Voltage	1000V	
Test voltage	670VAC	
Insulation Resistance	DC 500V/500 MΩ (Min)	
Rated current	5A	
Contact resistance	100mΩ/m(Max)	
Mechanical Specification		
Structure	Jacket	Black , PVC, Diameter 7.0mm
	6Pins(TC)	4*0.75mm ² (26*0.20mm) Power
		1*2*0.32mm ² (19*0.16mm) Data Twisted pair
Shield braid	Aluminum, 85% coverage	
Pins plating	Gold plated	
Base material	Brass , nickel plated	
Environmental Requirement		
Temperature range	-40°C ~ +80°C	
Protection class	IP68	
Salt spray test	72h	
Flame retardance	UL94V	

Cable Length	
AISG Cable 0.5 (IP68)	RET Cable 0.5M(F/M)
AISG Cbl68 1 (IP68)	RET Cable 1M(F/M)
AISG Cbl68 2 (IP68)	RET Cable 2M(F/M)
AISG Cable 5 (IP68)	RET Cable 5M(F/M)
AISG Cable 10 (IP68)	RET Cable 10M(F/M)
AISG Cable 20 (IP68)	RET Cable 20M(F/M)
AISG Cable 30 (IP68)	RET Cable 30M(F/M)
AISG Cable 40 (IP68)	RET Cable 40M(F/M)
AISG Cable 50 (IP68)	RET Cable 50M(F/M)
AISG Cable 60 (IP68)	RET Cable 60M(F/M)
AISG Cable 70 (IP68)	RET Cable 70M(F/M)
AISG Cable 80 (IP68)	RET Cable 80M(F/M)
AISG Cable 90 (IP68)	RET Cable 90M(F/M)
AISG Cable 100 (IP68)	RET Cable 100M(F/M)

Connector Configuration				
Connector A	Connector B	Color	Wire Gauge (AWG)	Signal
ASIG Male	AISG Female			
1	1	Blue	0.75mm ²	+12VDC
2	2	Green	0.75mm ²	-48DC
3	3	White	0.32mm ²	RS485 B
4	4	N/A	N/A	N/A
5	5	Brown	0.32mm ²	RS485 A
6	6	Red	0.75mm ²	+24VDC
7	7	Black	0.75mm ²	DC Return
8	8	N/A	N/A	N/A
Shielded wire	Shielded wire	Aluminum braid	N/A	Connector Housing

TOLERANCES				NAME	RET CABLE SPECIFICATION	
0.5 ~ 6 : 0.05		> 6 ~ 30 : 0.15		DWG NO.		SCALE
> 30 ~ 120 : 0.3		> 120 : 0.5		UNIT	1	
DESIGN	SUSAN	DATE		PROJECT		
DRAWN	SUSAN	DATE		MATERIAL		
APPROVAL	TONY	DATE		VIEW		

