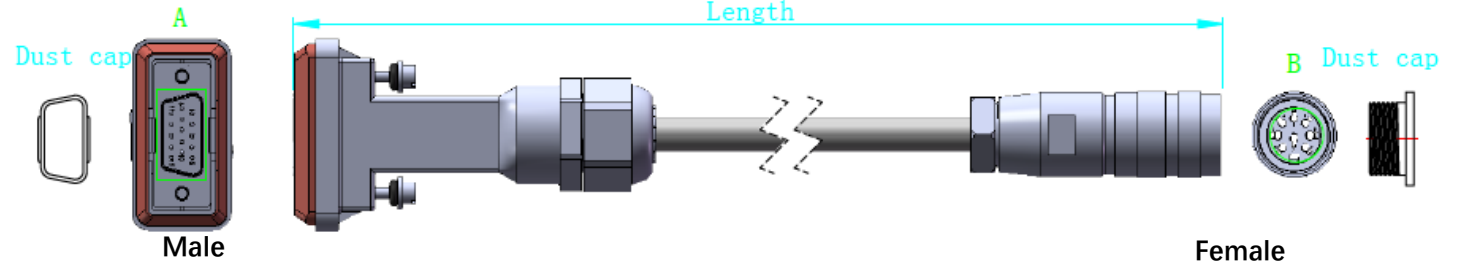


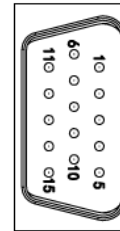
# SPECIFICATION DEAWN

Figure

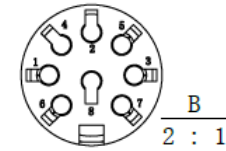


DB15 15-pin male interface with 4 loaded contacts

AISG 8-pin female interface with 5 loaded contacts



A  
2 : 1



B  
2 : 1

Technical Specification		
Protocol	IEC 60130-9, 3GPP/AISG 1.1/AISG 2.0	
Rated voltage	300V	
Rated Impulse Voltage	1000V	
Test voltage	670VAC	
Insulation Resistance	DC 500V/500 MΩ(Min)	
Rated current	5A	
Contact resistance	100mΩ/m(Max)	
Mechanical Specification		
Structure	Jacket	Black, PVC, Diameter 7.0mm
	5Pins(TC)	3*0.75mm <sup>2</sup> (26*0.20mm) Power
		2*0.32mm <sup>2</sup> (19*0.16mm) Data
Shield braid	Aluminum, 85% coverage	
Pins plating	Gold plated	
Base material	Brass, nickel plated	
Environmental Requirement		
Temperature range	-40C° ~ +80C°	
Protection class	IP67	
Salt spray test	72h	
Flame retardance	UL94V	

Regular Cable Length (customized support)		
Product Type	Length (m)	
5-AISGF+ DB15 -0005M	0.5	
5-AISGF+ DB15 -0010M	1.0	
5-AISGF+ DB15 -0020M	2.0	
5-AISGF+ DB15 -0030M	3.0	
5-AISGF+ DB15 -0040M	4.0	
5-AISGF+ DB15 -0050M	5.0	
5-AISGF+ DB15 -0060M	6.0	
5-AISGF+ DB15 -0100M	10.0	
5-AISGF+ DB15 -0200M	20.0	
5-AISGF+ DB15 -0300M	30.0	
5-AISGF+ DB15 -0500M	50.0	
5-AISGF+ DB15 -1000M	100.0	

Connector Configuration				
Connector A	Connector B	Color	Wire Gauge (AWG)	Signal
DB9 Male	AISG Female			
---	1	Brown	0.75mm <sup>2</sup>	+12VDC
1/2/3/5/6/7	2	N/A	N/A	N/A
13	3	Yellow	0.32mm <sup>2</sup>	RS485 B
4	4	N/A	N/A	RS485 GND
9	5	Orange	0.32mm <sup>2</sup>	RS485 A
15	6	Red	0.75mm <sup>2</sup>	+24VDC
14	7	Black	0.75mm <sup>2</sup>	DC Return
8/10/11/12	8	N/A	N/A	N/A
Shielded wire	Shielded wire	Aluminum braid	N/A	Connector Housing



TOLERANCES				NAME	5 CORE (AISGF+AISGM) SPECIFICATION	
0.5 ~ 6 : 0.05	> 6 ~ 30 : 0.15			DWG NO.	5-AISGF+DB9-XXXXM	SCALE
> 30 ~ 120 : 0.3	> 120 : 0.5			UNIT	1	
DESIGN	SUSAN	DATE		PROJECT		
DRAWN	SUSAN	DATE		MATERIAL		
APPROVAL	TONY	DATE		VIEW		

